

UNITED STATES DISTRICT COURT
EASTERN DISTRICT OF NEW YORK

THE ORIGINAL CREATINE
PATENT COMPANY, LTD,

Plaintiff,

v.

NBTY, Inc., Vitamin World, Inc., Puritan's
Pride, Inc., Nature's Bounty, Inc., d/b/a Arco
Pharmaceuticals, Hudson Co.,
United States Nutrition, Inc.,
d/b/a Carb Wise and/or US Nutrition,

Defendants.

CV-06
06 CV

758

**COMPLAINT FOR
PATENT INFRINGEMENT**

HURLEY, J.

J. ORENSTEIN, M.J.

Subject Matter Jurisdiction

1. This action arises under the patent laws of the United States, Title 35, United States Code, and more particularly under 35 U.S.C. § 271 *et seq.* Jurisdiction over this action is conferred upon the Court pursuant to 28 U.S.C. §§ 1331 and 1338(a).

The Parties

2. Plaintiff The Original Creatine Patent Company, Ltd. ("OCPC") is an English company organized under the laws of the United Kingdom, with its principal place of business in England.

3. On information and belief, Defendant NBTY, Inc. ("NBTY") is a corporation organized under the laws of the State of Delaware with its principal place of business located at 90 Orville Drive, Bohemia, New York 11716.

4. On information and belief, Vitamin World, Inc. (“Vitamin World”) is a corporation organized under the laws of the State of Delaware with its principal place of business located at 105 Orville Drive, Bohemia, New York 11716. On information and belief, Vitamin World is a wholly owned subsidiary of NBTY.

5. On information and belief, Puritan’s Pride, Inc. (“Puritan’s Pride”) is a corporation organized under the laws of the State of New York with its principal place of business located at 105 Orville Drive, Bohemia, New York 11716. On information and belief, Puritan’s Pride is a wholly owned subsidiary of NBTY.

6. On information and belief, Nature’s Bounty, Inc., d/b/a Arco Pharmaceuticals, Hudson Co. (“Nature’s Bounty”) is a corporation organized under the laws of the State of New York with its principal place of business located at 90 Orville Drive, Bohemia, New York 11716. On information and belief, Nature’s Bounty is a wholly owned subsidiary of NBTY.

7. On information and belief, United States Nutrition, Inc., d/b/a Carb Wise and/or US Nutrition (“US Nutrition”) is a corporation organized under the laws of the State of Delaware with its principal place of business located at 90 Orville Drive, Bohemia, New York 11716. On information and belief, US Nutrition is a wholly owned subsidiary of NBTY.

Venue and Personal Jurisdiction

8. Venue is proper in this District pursuant to 28 U.S.C. §§ 1391(b)-(c) and 28 U.S.C. § 1400(b). Venue and jurisdiction for this action are proper in New York given that Defendants have committed infringement and have been otherwise engaged in commerce within this District.

The Patent-in-Suit

9. OCPC is the assignee of the entire right, title and interest in United States Patent Number 5,767,159, issued to Eric Hultman and Roger C. Harris on June 16, 1998 and entitled METHOD OF INCREASING CREATINE SUPPLY DEPOT (“the ‘159 patent”). A copy of the ‘159 patent is appended hereto as Exhibit A.

CLAIM FOR RELIEF

Allegation of Indirect Infringement

(35 U.S.C. § 271(b))

10. On information and belief, NBTY has been infringing, and currently is actively and willfully inducing others to infringe, one or more of the claims of the ‘159 patent due to its manufacture, use, sale and/or offer to sell creatine-containing products embodying the invention patented in the ‘159 patent and/or through the activities of its subsidiary companies under its corporate management and control. Such products include, but are not limited to, those products identified in paragraphs 13-24 herein.

11. On information and belief, NBTY’s willful infringement of the ‘159 patent will continue unless enjoined by this Court.

12. OCPC has suffered, and will continue to suffer, irreparable injury for which there is no adequate remedy at law as a result of NBTY’s indirect infringement of the ‘159 patent.

13. On information and belief, Vitamin World has been infringing, and currently is actively and willfully inducing others to infringe, one or more of the claims of the ‘159 patent through its manufacture, use, sale and/or offer to sell creatine-containing products embodying the

invention patented in the '159 patent. Such products include, but are not limited to, Vitamin World's "High Performance Creatine Powder," "Creatine Hardcore Caps," "Creatine Hardcore Powder," "Creatine Powder," "Precision Engineered Creatine Hard Core Caps 700mg, 240 capsules," "Precision Engineered Creatine Powder Hardcore Formula," "Pharmaceutical Grade, 400g container," "Body Fortress High Performance Creatine Dietary Supplement Pharmaceutical Grade, Fruit Punch Flavor, 908 g container," "Precision Engineered Creatine HPDS3 High Performance Delivery System Third Generation, Grape Flavor, 907g container," "Precision Engineered Creatine Hardcore Powder HPLC Pure Pharmaceutical Grade, 1.5kg container."

14. On information and belief, Vitamin World's willful infringement of the '159 patent will continue unless enjoined by this Court.

15. OCPC has suffered, and will continue to suffer, irreparable injury for which there is no adequate remedy at law as a result of Vitamin World's indirect infringement of the '159 patent.

16. On information and belief, Puritan's Pride has been infringing, and currently is actively and willfully inducing others to infringe, one or more of the claims of the '159 patent through its manufacture, use, sale and/or offer to sell creatine-containing products embodying the invention patented in the '159 patent. Such products include, but are not limited to, Puritan's Pride's "Creatine 700 mg Capsules" and "Creatine 510 gm Powder" products.

17. On information and belief, Puritan's Pride's willful infringement of the '159 patent will continue unless enjoined by this Court.

18. OCPC has suffered, and will continue to suffer, irreparable injury for which there is no adequate remedy at law as a result of Puritan's Pride's indirect infringement of the '159 patent.

19. On information and belief, Nature's Bounty has been infringing, and currently is actively and willfully inducing others to infringe, one or more of the claims of the '159 patent through its manufacture, use, sale and/or offer to sell creatine-containing products embodying the invention patented in the '159 patent. Such products include, but are not limited to, Nature's Bounty's "Creatine Powder" products.

20. On information and belief, Nature's Bounty's willful infringement of the '159 patent will continue unless enjoined by this Court.

21. OCPC has suffered, and will continue to suffer, irreparable injury for which there is no adequate remedy at law as a result of Nature's Bounty's indirect infringement of the '159 patent.

22. On information and belief, US Nutrition has been infringing, and currently is actively and willfully inducing others to infringe, one or more of the claims of the '159 patent through its manufacture, use, sale and/or offer to sell creatine-containing products embodying the invention patented in the '159 patent. Such products include, but are not limited to, US Nutrition's "BF Creatine Powder," "Creatine Capsules 700mg," "Creatine Powder," "Creatine Powder 1000g" and "Creatine Powder 210g" products.

23. On information and belief, US Nutrition's willful infringement of the '159 patent will continue unless enjoined by this Court.

24. OCPC has suffered, and will continue to suffer, irreparable injury for which there is no adequate remedy at law as a result of US Nutrition's indirect infringement of the '159 patent.

Request for Relief


25. OCPC respectfully requests:

- a. judgment that NBTY, Vitamin World, Puritan's Pride, Nature's Bounty and US Nutrition have actively and willfully induced infringement of one or more claims of the '159 patent pursuant to 35 U.S.C. § 271(b);
- b. a preliminary and permanent injunction against continued infringement of the '159 patent pursuant to 35 U.S.C. § 283;
- c. a finding that this case is exceptional pursuant to 35 U.S.C. § 285;
- d. enhanced damages pursuant to 35 U.S.C. §§ 284 and 285;
- e. its attorney fees pursuant to 35 U.S.C. § 285;
- f. its costs pursuant to Fed. R. Civ. P. 54(d); and
- g. such other and further relief as this Court deems just and proper.

Dated: February 21, 2006

Respectfully submitted,

BRACEWELL & GIULIANI LLP



Kenneth A. Caruso (KC-7769)

A Member of the Firm

1177 Avenue of the Americas

19th Floor

New York, New York 10036-2714

Phone: (212) 508-6105

Fax: (212) 508-6101

kenneth.caruso@bracewellgiuliani.com

Richard J. Oparil (RO-9269)

PATTON BOGGS LLP

2550 M Street, NW

Washington, DC 20037-1350

Phone: (202) 457-6000

Fax: (202) 457-6315

roparil@pattonboggs.com

Attorneys for Plaintiff The Original Creatine
Patent Company, Ltd.

EXHIBIT A



US005767159A

United States Patent [19]

[11] **Patent Number:** **5,767,159**

Hultman et al.

[45] **Date of Patent:** **Jun. 16, 1998**

[54] **METHOD OF INCREASING CREATINE SUPPLY DEPOT**

9107954 6/1991 WIPO.

OTHER PUBLICATIONS

[76] **Inventors:** Eric Hultman, St. Eriksgatan 79, S-113, 32 Stockholm, Sweden; Roger C. Harris, 4 Armstrong Close, Newmarket, Suffolk CB8 8HD, United Kingdom

Medline abstract AN 92032729. Pastoris et al. Journal of Cardiothoracic and vascular anesthesia (5(5)475-80.), Oct. 1991.

Paul C. Greenhaff et al. Influence of Oral Creatine . . . *Man. Clinical Science*, vol. 84, pp. 565-571, Feb. 1993.

Roger C. Harris et al. Elevation of creatine . . . supplementation *Clinical Science*, vol. 83, pp. 367-374, May 1992.

F. Busi et al. Evaluation of the hemodynamic effects of acute infusion . . . phosphates. *Clin Ter (Italy)*, vol. 111, (5), pp. 427-433, Dec. 15, 1984.

M. Marchetti et al. Electromyographic Study of Long-Term . . . Disorders. *Clin Ter* vol. 114 (6), pp. 489-494, 1985.

Moerland et al. Administration of a creatine analog induces . . . muscle 13-Mammalian *Biochem.*, vol. 111, 1989.

Borgoglio et al. Time-course of the effect of intravenously . . . heart. *Chemical Abstracts* vol. 99, 1983.

Lapshin, A. S., Content of Phospholipids . . . sheep. *Chemical Abstracts*, vol. 104, 1986.

[21] **Appl. No.:** 374,691

[22] **PCT Filed:** Jul. 15, 1993

[86] **PCT No.:** PCT/SE93/00631

§ 371 Date: Jan. 24, 1995

§ 102(e) Date: Jan. 24, 1995

[87] **PCT Pub. No.:** WO94/02127

PCT Pub. Date: Feb. 3, 1994

[30] **Foreign Application Priority Data**

Jul. 24, 1992 [GB] United Kingdom 9215746

[51] **Int. Cl.⁶** A61K 31/195

[52] **U.S. CL** 514/565

[58] **Field of Search** 514/565

Primary Examiner—Keith MacMillan

Attorney, Agent, or Firm—Browdy and Neimark

[57] **ABSTRACT**

The invention relates generally to a method of increasing creatine supply depot of mammals having no disorders in the creatine metabolism, viz. Healthy, thereby increasing muscular strength, shortening the period of re-establishment of phosphorous compounds in energy after work and increasing the body of the muscles. This is achieved by the administration of creatine to the mammals in an amount of at least 15 grams, or 0.2-0.4 g/kg body weight or preferably about 0.3 g/kg body weight, per day for at least 2 days. The invention describes the use of creatine for the manufacturing of a preparation to increase the muscle performance ability in an amount which supplies a daily dose as stated above and a method.

[56] **References Cited**

U.S. PATENT DOCUMENTS

4,371,521	2/1983	Israel	424/94
5,077,313	12/1991	Lubec	514/565
5,091,404	2/1992	Elgebaly	514/401
5,308,627	5/1994	Umbdenstock, Jr.	424/639
5,332,579	7/1994	Umbdenstock	424/639
5,391,550	2/1995	Camiglia et al.	514/23
5,397,786	3/1995	Simone	514/300

FOREIGN PATENT DOCUMENTS

0199117	10/1986	European Pat. Off. .
0222257	5/1987	European Pat. Off. .
0449787	10/1991	European Pat. Off. .

8 Claims, 5 Drawing Sheets

U.S. Patent

Jun. 16, 1998

Sheet 1 of 5

5,767,159

FIG. 1

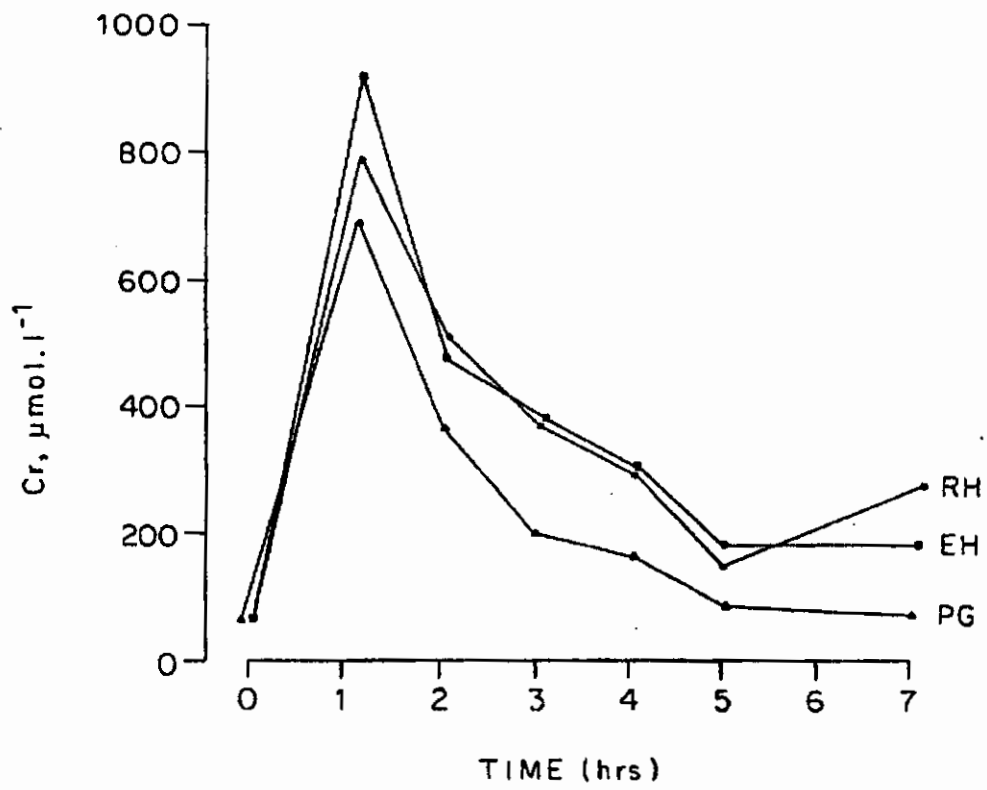
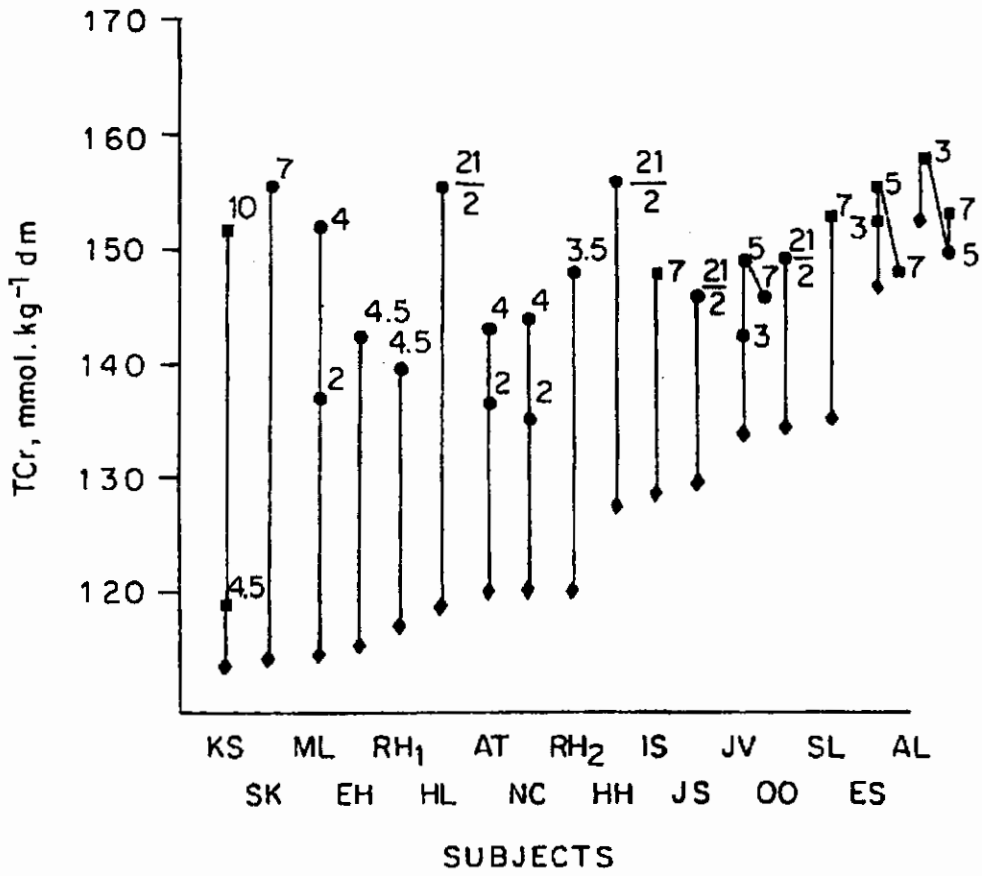


FIG. 2



U.S. Patent

Jun. 16, 1998

Sheet 3 of 5

5,767,159

FIG. 3

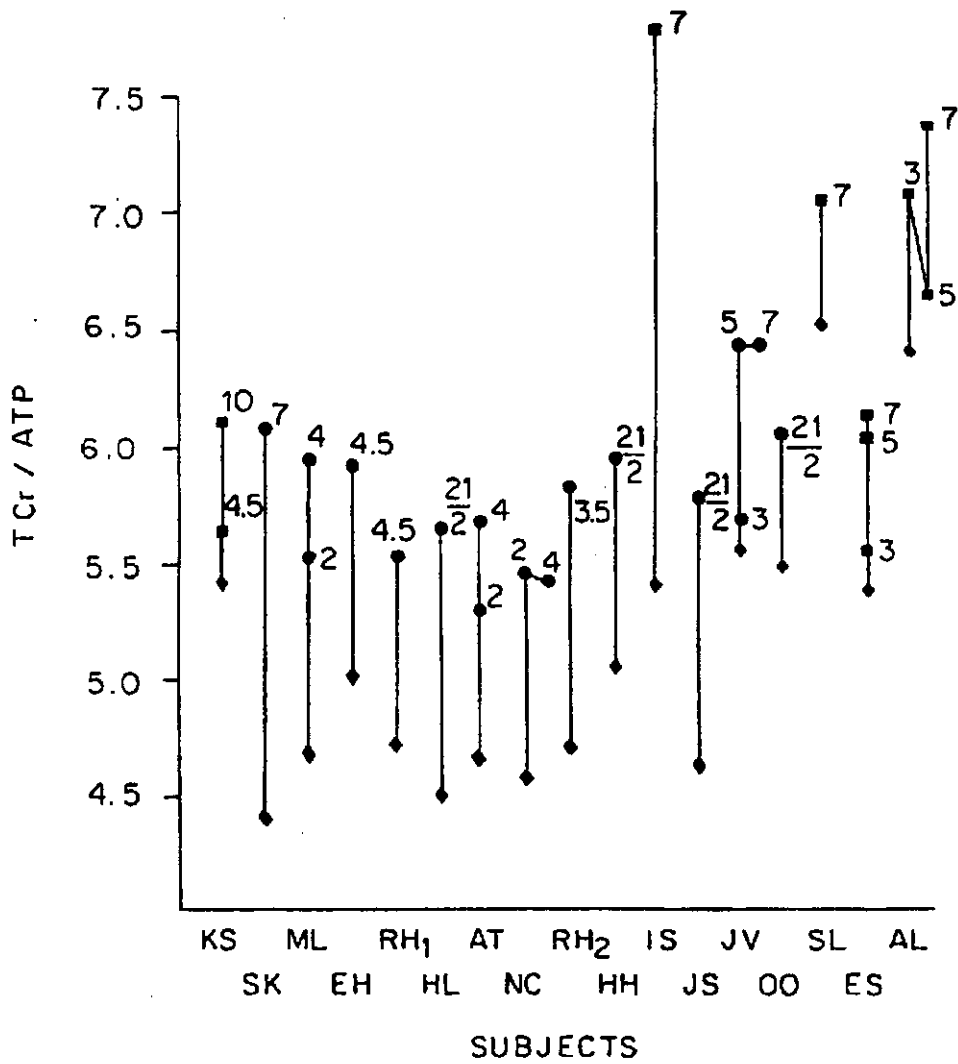


FIG. 4

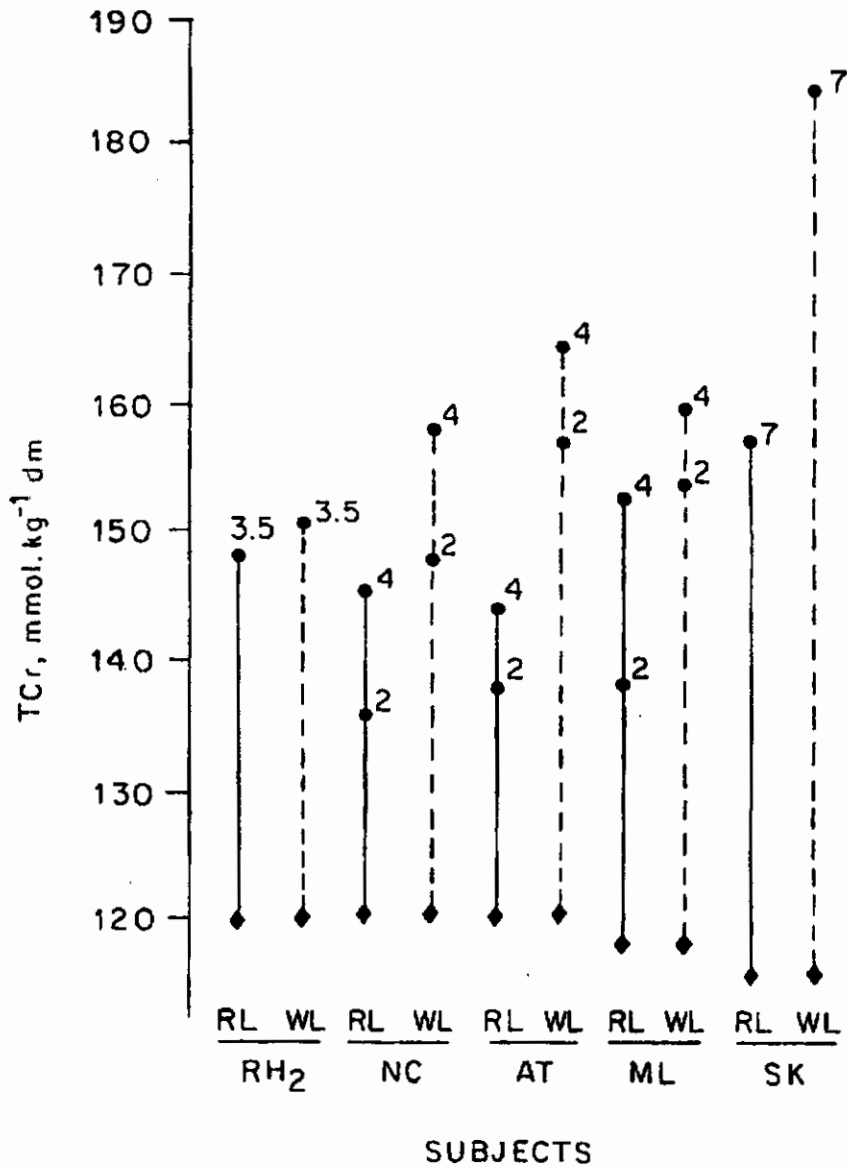
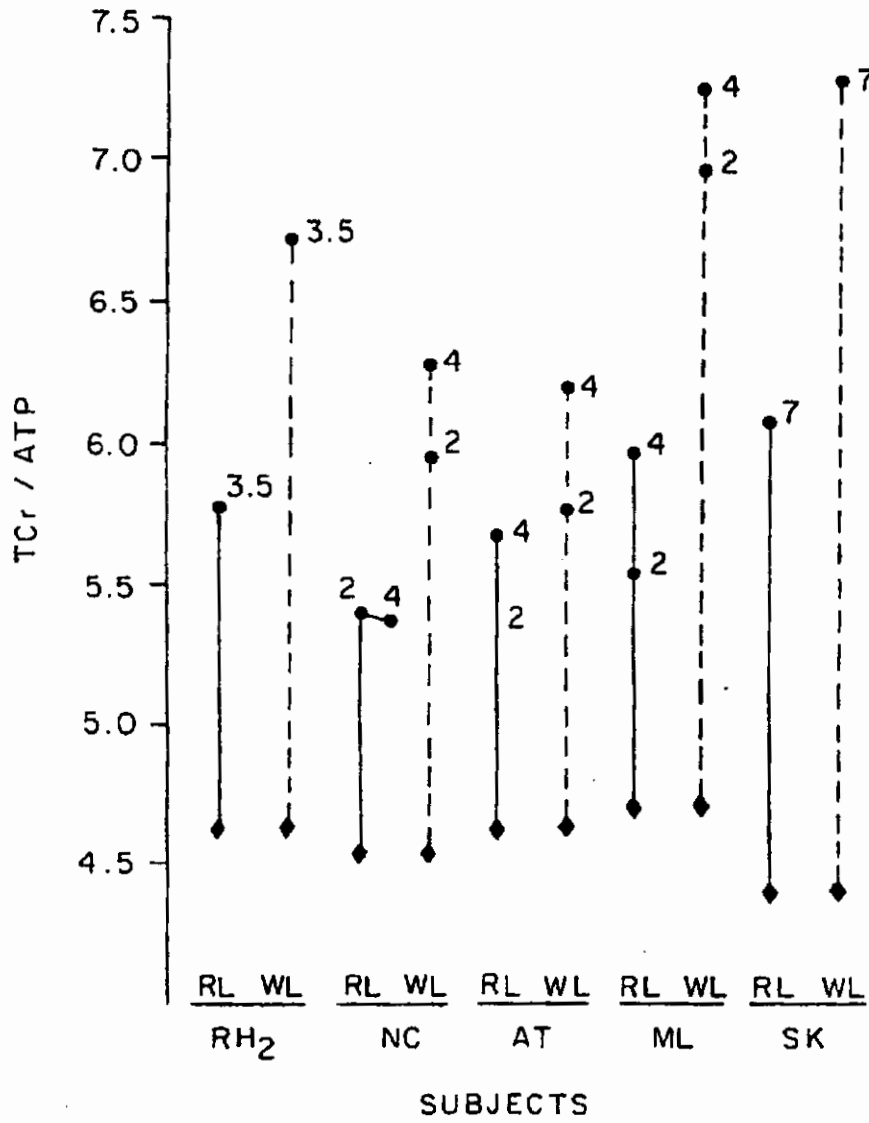


FIG. 5



5,767,159

1

METHOD OF INCREASING CREATINE SUPPLY DEPOT

DESCRIPTION OF THE INVENTION

The invention relates generally to a preparation for increasing muscle performance ability in mammals having no disorders in creatine metabolism, and thereby increasing muscular strength, shortening the period of re-establishment of phosphorous compounds in energy after work and increasing the body of the muscles. This is achieved by the administration of creatine to the mammals in an amount of at least 15 grammes, or 0.2-0.4 g/kg body weight or preferably about 0.3 g/kg body weight, per day for at least 2 days. The invention describes the use of creatine for the manufacturing of a preparation comprising creatine in an amount which supplies a daily dose as stated above, as well as a method for increasing muscle performance ability in mammals having no disorder in creatine metabolism by supplying a daily dosage of at least 15 grammes, or 0.3 g/kg body weight, optionally divided in several doses.

BACKGROUND OF THE INVENTION

It is well established that creatine phosphate is the substrate in muscular tissue which gives the fastest resynthesis of ATP (adenosine triphosphate) and through this is used at maximum or nearly maximum power production. The resynthesis speed of ATP is nearly twice as high from creatine phosphate than from glycogen (the carbohydrate in muscle) and we have been able to show that muscle contraction with maximum power depletes the creatine phosphate supply (Hultman et al Biochem. Soc. Trans 1991; 19, 347-354). Even the oxidative resynthesis of energy substrate after work is effected positively by increased creatine amounts in the muscle tissue. It has therefore been suggested that a positive relationship exists between the amount of creatine in the muscle and the power production on repeated work with short breaks for resting.

Creatine is not synthesized in muscle tissue but is supplied to the muscle via the blood stream - partly from synthesis in liver, kidney and pancreas, and partly from the intake via food. The blood concentration of creatine is in the order of 50 μ mol per liter blood and from this level a creatine uptake to the muscle tissue takes place via an active transport. The creatine excretion in the form of creatinine varies with the size of the muscle mass and reaches 0.2-2 g per day in a normal weight person.

Attempts have been made to improve the muscle power by increasing the creatine content in muscle. Creatine has been administered in different forms and in combination with other substances in different forms and in combination with other substances, such as Royal Jelly, carnosine, vitamins and amino acid compounds. Also creatine phosphate has been administered. In these attempts daily doses corresponding to 100 mg up to several grammes have been administered. This method of dosage of creatine produces moderate increases in the blood level of creatine but no measurable increases of the creatine content of the muscle (own experiments).

EP 199 117 discloses phosphocreatine as active ingredient in a parenteral preparation for the treatment of cardiac infarct and to protect the cardiac muscle (myocardium) during heart surgery. The preparation is stated to comprise 3-35 mmol disodium phosphocreatine. Example 3 discloses the use of 6 g phosphocreatine day 1 and thereafter treatment with 2 g/day during day 1 to 7.

EP 222 257 discloses compositions containing phosphocreatine to be used in therapy against cardiac diseases in amounts of 200 to 400 mg/kg/day.

2

WO 91/07954 relates to the use of guanidino acetic acid as a creatine precursor to achieve high intracellular muscular content of creatine in the skeletal and cardiac muscular cells. However, the applicant states at p. 2, lines 14 to 18, that "the administration of exogenous creatine does not bring any positive result, because exogenous creatine inhibits the synthesis of endogenous creatine for a quantity equal to the quantity of the creatine administered."

From U.S. Pat. No. 5,091,404 a method is previously known for preserving and/or restoring the physiological function of in vivo animal muscle tissue subject to ischaemia, comprising administration of cyclocreatine by injection or infusion in dosages from 2 g/70 kg body weight to more than 6 g/70 kg body weight, preferably 8-12 g/70 kg of body weight.

EP A2 No. 0 449 787 relates to a pharmaceutical, dietic or veterinary composition containing carnosine or peptides related thereto as the active ingredient. Examples of beneficial effects include athletic performance, improvement in persons subjected to prolonged efforts and improvements of muscular functional capacity in elderly or weakened subjects, and in children etc. Optional active ingredients may be present to provide a suitable supply. For instance creatine may be administered in dosages from 0.5 to 10 g per day. Examples of formulations include single-dose sachets containing powders or granulates which may optionally be effervescent and may be dissolved in water or other liquids before use; tablets; soft and hard capsules; syrups; sweets and the like.

Cardiology, Vol. 80 (3-4), 184-95 (M.S. Obsbakken et al.) shows data indicating that pretreatment with cyclocreatine but not creatine provides myocardial protection either during and/or after ischemia. Treatment with cyclocreatine is also stated to function such that mechanical functions are returned after longer episodes of ischemia than treatment with creatine. These are experimental studies in rats.

J. Thorac Cardiovasc. Surg. Vol 87, 1984, 190-200 shows that creatinephosphate has a protecting effect on ischemic cardiac. It is stated in said article at p 197 that phosphocreatine contrary to that previously stated can penetrate the cell membrane, which however is not shown, and also that free creatine does not give a protecting effect.

Thus, it has been known to use phosphocreatine, the creatine analogue cyclocreatine and different creatin precursors in therapeutic situations primarily to protect ischemic tissue.

Phosphocreatine can hardly be used in any therapeutic situations as it cannot pass the intact cell membranes. The positive effects of phosphocreatine on ischemic tissues depend on the fact that the phosphocreatine was taken up by the injured tissue.

Cyclocreatine is a synthetic substance not occurring naturally in the human body. It has been used only in experimental animals. The maximum activity of the creatine kinase action is 350 times lower with phosphorylated cyclocreatine compared to phosphocreatine as substrate. The substance is not used in human subjects and the effect on the central nervous system is unknown.

No studies have been presented showing increased creatine content in human muscle after addition of creatine precursors. The effect of increased precursor content will be dependent on the activities of methylating enzymes in liver and kidneys.

Several publications state that creatine does not bring about any improved medical results. However this depends probably on that the amount as supplied is too low.

5,767,159

3

Thus, nothing is disclosed or suggested in the above-mentioned prior documents which would lead a man skilled in the art to the findings that the supply of a daily dose of at least 15 g of creatine or 0.2–0.4 g/kg body weight or preferably about 0.3 g/kg body weight administered orally, enterally or parenterally to a mammal having no disorder in the creatine metabolism can be used for preventing the effects of depletion of the muscle phosphoryl creatine store during intensive activity and thereby improve the capacity of the muscles, to prevent muscular fatigue and shorten the recovery phase, or for pre-treatment in connection with heart surgery, to the treatment of angiose patients, respiratory insufficiency, decreased lung function, emphysema, to a patient in need of oxygen treatment, to patients treated with artificial respiration, postoperative and for general malnutrition, for fibromyalgia and to patients with different types of myopathies in order to increase the acutely available energy depots in muscle tissue with limited capacity of glycolytic or mitochondrial energy production. According to Sandstedt et al. *Clinical Nutrition*, Vol. 10, 1991, pages 97–104, see especially page 101, phosphocreatine levels generally are reduced in muscle tissues after they are subjected to injuries or surgical operations.

Thus, there has been a demand for a safe and simple preparation which without side effects can be given to mammals suffering from the above identified insufficiencies or whose muscular tissue of any reason needs a supply for correct and effective function.

It is known that the creatine phosphagen system plays a central role in energy provision in muscle and other tissue but relatively little is known concerning its uptake and the regulation of the total creatine pool.

There have been a few reports on the effect of creatine supplementation although no direct measurement of the tissue contents of total creatine has been made.

It is also known that depletion of the muscle phosphoryl-creatine store during intensive exercise is commonly associated with the onset of muscle fatigue (Hultman et al; *Scand J. Clin. Lab. Invest.* 1967, 19, 56–66).

SUMMARY OF THE INVENTION

The object of the present invention is to provide a cheap, simple and safe preparation, without side effects which can be given to mammals having no disorders in their creatine metabolism. Said preparation can be used in connection with the disorders identified above and also to prevent the effects of depletion of the muscle phosphoryl-creatine store during intensive activity and thereby improve the capacity of the muscles and also shorten the recovery phase.

Another object of the present invention is to use creatine for the production of a preparation which supplies such doses to a mammal, that the energy level and work capacity is improved by increasing the muscle performance ability, as well as methods leading to these effects.

These objects are important in conditions where energy rich compounds are limiting, such as post-operative fatigue, respiratory and/or cardiac insufficiency.

The said objects are achieved by the features as defined in the claims.

The said objects are achieved by the features as defined in the claims.

By the enteral or parenteral administration of at least 15 grammes, or 0.2–0.4 g/kg body weight or preferably about 0.3 g/kg body weight, per day of creatine over at least 2 days, without addition of any other active ingredients which

4

might bring about side effects, a maximum creatine level is obtained as well as a surprisingly high plasma concentration.

The administration based on an amount of about 0.3 g of creatine per kg body weight may occur over at least 6 days, however the amounts should be not less than 15 g per day in a 70 kg subject.

By supplementation of 15 to 30 grammes creatine per day over at least 2 days to mammals having no disorders in their creatine metabolism an unexpected increase in the total creatine pool in muscle was obtained without an increase of the plasma creatinine concentration.

The daily supply of creatine is preferably given in several separate doses.

Creatine is preferably supplied in an amount of 15 to 30 grammes, or 0.2–0.4 g/kg body weight or preferably about 0.3 g/kg body weight, per day over 4 to 7 days and may be given in the any form, suitable for enteral or parenteral administration.

For parenteral administration creatine is preferably given in a concentration of 2 to 4 g per 100 ml solution.

Creatine may also be supplied in combination with conventional nutrients such as lipids, carbohydrates, amino acids, electrolytes, trace elements, and vitamins.

PREFERRED EMBODIMENT OF THE INVENTION

If repeated doses of 5 g creatine are supplied every day to a 70 kg subject the blood level can be maintained at 800–1200 μmol per liter blood, i.e. 10–20 times the normal level. Then a rapid uptake of creatine in the muscle tissue takes place over the basal level. The supplying of 20–30 g creatine per day for three to four days gave creatine levels of 120 to 150% of the normal creatine level before the supply, i.e. increases of the concentration of 20 to 50%. These investigations which were carried out with the help of direct measuring of the concentration of creatine in the muscle tissue taken with needle biopsy technique are the only measurements which have been carried out in connection with the supply of creatine to humans. The studies are published in *Clinical Science* 1992, No. 83, 367–374.

The effect of the increased creatine concentration in muscle has been studied in two series. In a “double blind” study 5 isokinetic maximum exercises were performed before and after a period of one week during which either placebo or creatine was supplied. In the placebo group the power production during the 5 contraction series was unchanged, while significantly higher power was produced in the group which had been supplied with creatine. The creatine and placebo supply respectively was coded, therefore neither the test subjects nor the test supervisor was informed about the nature of the supply until after the study was completed. The work is published in *Clinical Science* 1993, No. 84, 556–571.

Additional studies have been made comprising two groups of 1000 meter runners. Also this investigation consisted of a placebo group and a group which was given creatine of the same dosage as above (20–30 g per day for one week). The result was identical, i.e. running times for 4x1000 meters were improved significantly for the group which had been supplied with creatine while it was unchanged for the placebo group. It was established also that in the creatine group the body weight increased by 1.85 ± 0.5 kg while it was unchanged in the placebo group. The body weight increase which was observed also in other groups with the high creatine supply is interpreted as an increased protein synthesis in musculature with high creatine content.

5,767,159

5

For the tests 5 g creatine H₂O (Cr-H₂O) was dissolved in 300 ml warm-to-hot water with no detectable formation of creatinine. A dose rate of four times per day was established for 2 subjects and was increased to six times per day in others.

BRIEF DESCRIPTION OF THE DRAWINGS

FIG. 1 illustrates a concentration of Cr in the plasma of 3 subjects following a single dose administered at 0 hours of 5 grammes Cr-H₂O dissolved in 200 ml warm water. Subjects were aged 28 (PG) to 62 (EH) years and had body weights of 76 kg (RH), 83 kg (PG) and 87 kg (EH).

FIG. 2 illustrates the total creatine TCr content of the quadriceps femoris before (♦) and after (■, ●) supplementation with Cr-H₂O.

4×5 g for 4½ days (EH and RH₁), 7 days (IS and SL) and 10 days (KS).

6×5 g for 7 days (A1, ES and JV, with biopsies on days 3, 5 and 7), and on alternate days for 21 days (HH, HL, JS and OO).

Also included are the results from the control leg of 5 subjects who performed one hour of strenuous exercise per day with collateral leg. Supplementation rates were in this case:

4×5 g for 3½ days (RH₂)

6×5 g for 4 days (AT, ML and NC, with biopsies on days 2 and 4) and 7 days (SK).

Subjects have been arranged in order of increasing initial TCr content. Numbers on the graph denote the days of supplementation at the time of biopsy.

■ - female subjects ● - male subjects

FIG. 3 illustrates the ratio of TCr to ATP contents in biopsy samples of the quadriceps femoris before (♦) and after (■, ●) supplementation with Cr-H₂O. Details of the doses given can be found in the legend to FIG. 2.

■ - female subjects ● - male subjects

FIG. 4 illustrates the effect of exercise and Cr supplementation upon the TCr content of the quadriceps femoris. During the period of supplementation subjects performed 1 hour of strenuous exercise on a bicycle ergometer using one leg only (Work Leg=WL). During this time the control leg was rested (Rest Leg=RL). For the rest of the time subjects went about their normal daily activities. Dose rates of Cr-H₂O used were:

6

4×5 g for 3½ days (RH₂)

6×5 g for 4 days (AT, ML and NC, with biopsies on days 2 and 4) and 7 days (SK).

To minimise the number of biopsies taken, only one was taken prior to supplementation. This was from the rest leg and is assumed to describe also the pre-supplementation TCr-content in the collateral leg. Subjects have been arranged in order of increasing initial TCr-content. All subjects were males. Numbers on the graphs denote the days of supplementation at the time of biopsy. ■ - before and ● - after supplementation.

FIG. 5 illustrates the ratio of TCr to ATP contents in biopsy samples of the quadriceps femoris before (♦) and after (●) supplementation with Cr-H₂O in subjects performing an additional 1 hours strenuous exercise per day. RL=rest leg, WL=work leg. Details of the doses given can be found in the legend to FIG. 4.

We claim:

1. A method for increasing the muscle performing capability in mammals having no disorder in creatine metabolism but suffering from or running a risk of depletion of muscle phosphoryl creatine storage comprising administering daily to said mammals, either enterally or parenterally, at least 0.2 g creatine/kg body weight and not less than an amount corresponding to 15 g creatine in a 70 kg mammal.

2. The method according to claim 1 wherein said mammal is administered daily from 15 to 30 grams creatine in a 70 kg, mammal.

3. The method according to claim 1 wherein the mammal is administered daily 0.2-0.4 g creatine/kg body weight.

4. The method according to claim 1 wherein the creatine is administered in combination with conventional nutrients.

5. The method according to claim 4 wherein the conventional nutrients are selected from the group consisting of lipids, carbohydrates, amino acids, electrolytes, trace elements and vitamins.

6. The method according to claim 1 wherein said creatine is administered parenterally in an aqueous solution comprising 2 to 4 grams creatine per 100 ml solution.

7. The method according to claim 6 wherein the aqueous solution further comprises amino acids and glucose.

8. The method according to claim 1 wherein the creatine is administered for at least two days and not more than seven days.

* * * * *